

PROTECT YOUR HOLIDAY HOME DURING THE WINTER MONTHS

From the 1st of October the days start to get shorter and the weather gets colder.

A sudden cold snap can catch you off guard and even a small leak from a pipe could cause hundreds of pounds of damage.

We would therefore like to take this opportunity to remind you of the importance of winterising your caravan during the winter months to protect your holiday home.

Please speak to your park office for details of the drain down services they provide.

Remember if you use a park approved service to carry out the drain down, any excess is reduced by £250.







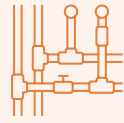




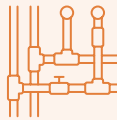
We want to make sure you are covered.

Escape of Water and Frost Damage will **NOT** be covered during the drain down period **UNLESS** you take the following precautions:

For any time the unit is left **unoccupied** for a period in **excess of 72 hours** you need to follow the Mini Drain Down and Full Drain Down procedures as shown.

Otherwise, a full central heating system should be set to operate daily and overnight.

Excesses and drain down period have or are in the process of changing, please ensure you refer to your current policy wording for full terms and conditions.

<p>Mini Drain Down</p> <p>For anytime that the Park is still officially open.</p> 	<p>1</p> <p>Turn your stopcock off</p> 	<p>2</p> <p>Sinks and plug holes to be left unobstructed</p> 	<p>3</p> <p>Ensure all water taps are left open/on, plugs are removed from plugholes, water is emptied from cistern and sinks/showers/bath</p> 
<p>Full Drain Down</p> <p>For the Period the Park is closed.</p> 	<p>1</p> <p>Turn your stopcock off</p> 	<p>2</p> <p>Locate external water drainage plugs underneath your caravan and open them</p> 	<p>3</p> <p>Ensure all water taps are left open/on, plugs are removed from plugholes, water is emptied from cistern and sinks/showers/bath</p> 
<p>4</p> <p>Sinks and plug holes to be left unobstructed</p> 	<p>5</p> <p>The pipe work could be 'blown through' using compressed air to make sure that all water has been removed from your holiday home</p> 	<p>6</p> <p>Ensure that any water heaters are drained (other than in respect of a proprietary sealed central heating system containing anti-freeze)</p> 	<p>7</p> <p>It is advisable to ensure that all exposed piping is adequately lagged.</p> <p>It is also advisable to add a small amount of non-toxic anti-freeze into any remaining water in the bowl or toilet as well as traps in the sinks and showers. You should check with your park if/what substance can be used.</p> 

Policy limits may apply, please refer to your policy wording and policy schedule for full terms and conditions.